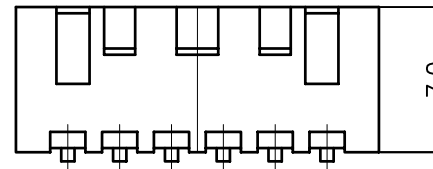
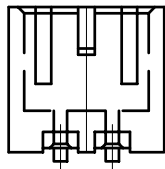
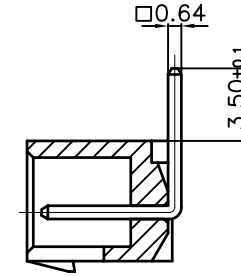
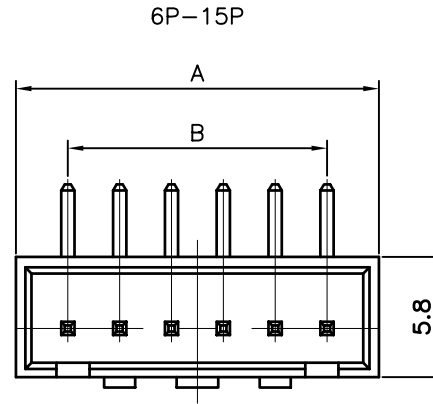
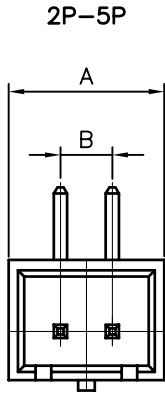
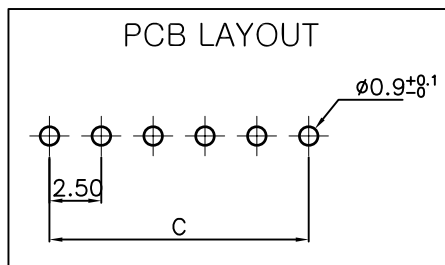


REV No.	REVISION NOTE	DATE	DESIGN	CHECK	CHECK	APPROVE
△						



	A	B
GAL250-2P	7.5	2.5
GAL250-3P	10.0	5.0
GAL250-4P	12.5	7.5
GAL250-5P	15.0	10.0
GAL250-6P	17.5	12.5
GAL250-7P	20.0	15.0
GAL250-8P	22.5	17.5
GAL250-9P	25.0	20.0
GAL250-10P	27.5	22.5
GAL250-11P	30.0	25.0
GAL250-12P	32.5	27.5
GAL250-13P	35.0	30.0
GAL250-14P	37.5	32.5
GAL250-15P	40.0	35.0



2	MOLD	PA66		UL94-V0	
1	PIN(0.64*13.1)	BRASS		TIN PLATED	
No.	DESCRIPTION	MATERIAL	Q'ty	TREATMENT	REMARKS
1	GAL250-02P-15P			GAL250-02P-15P	SCALE 1 / 1
	MODEL		DRAW No.	STD02-133	DATE 06.03.11
	DESIGNED	CHECKED	CHECKED	APPROVED	
	박환기			<i>[Signature]</i>	
	GENERAL TOLERANCE		REF' DWG	FIT-STD02-133	

GEO YOUNG

거영산업(주)

THIS DRAWING CONTAINS CONFIDENTIAL INFORMATION PROPRIETARY TO GEO YOUNG. IT MUST NOT BE REPRODUCED OR DISCLOSED TO OTHERS OR USED IN ANY MANNER WITHOUT THE EXPRESS WRITTEN AUTHORIZATION OF GEO YOUNG.