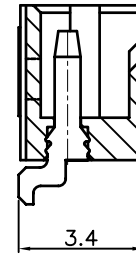
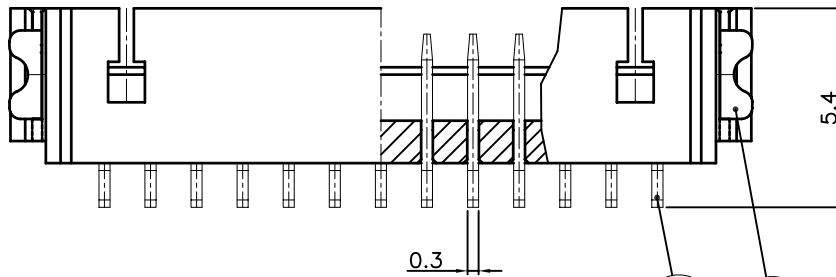
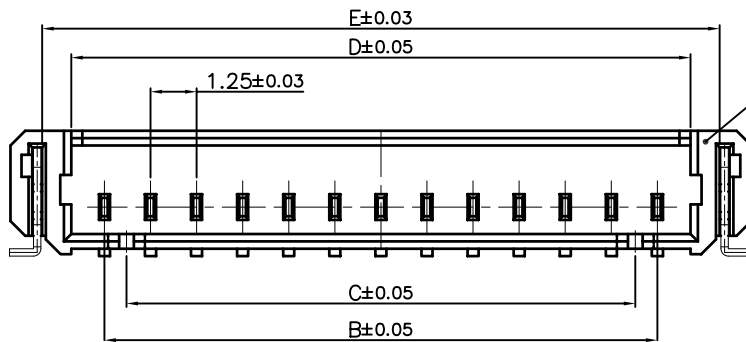
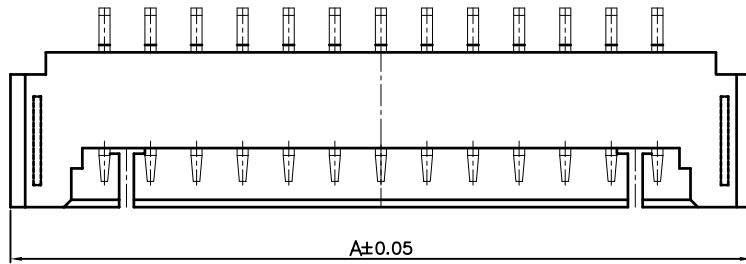
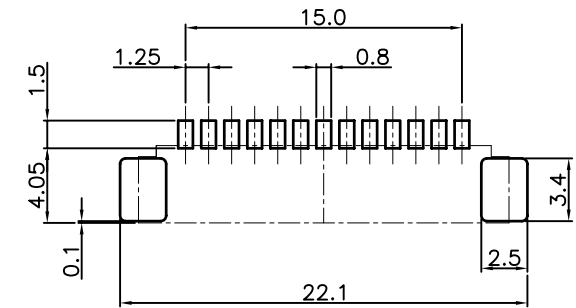


THIS DRAWING CONTAINS CONFIDENTIAL INFORMATION PROPRIETARY TO GEO YOUNG. IT MUST NOT BE REPRODUCED OR DISCLOSED TO OTHERS OR USED IN ANY OTHER MANNER WITHOUT THE WRITTEN PERMISSION OF GEO YOUNG.

REV No.	REVISION NOTE	DATE	DESIGN	CHECK	CHECK	APPROVE
▲						



	A	B	C	D	E
2P	6.35	1.25		3.05	4.63
3P	7.60	2.50		4.30	5.88
4P	8.85	3.75	3.80	5.55	7.13
5P	10.10	5.00	3.80	6.80	8.38
6P	11.35	6.25	5.05	8.05	9.63
7P	12.60	7.50	6.30	9.30	10.88
8P	13.85	8.75	7.55	10.55	12.13
9P	15.10	10.00	8.80	11.80	13.38
10P	16.35	11.25	10.05	13.05	14.63
11P	17.60	12.50	11.30	14.30	15.88
12P	18.85	13.75	12.55	15.55	17.13
13P	20.10	15.00	13.80	16.80	18.38
14P	21.35	16.25	15.05	18.05	19.63
15P	22.60	17.50	16.30	19.30	20.88



PCB LAY OUT

3	TERMINBL "B"	C5210R-1/2H t0.2			
2	TERMINAL "A"	C5210R-1/2H t0.3			
1	WAFER	PA9T G2330		UL94V0	
No.	DESCRIPTION	MATERIAL	Q'ty	TREATMENT	REMARKs
ITEM NAME	GW1250-(N)P WR	DRAW NAME	GW1250-(N)P WR	SCALE	N / S
MODEL	GW1250 SERIES	DRAW No.	USE01-054	DATE	2003.09.20
DESIGNED	CHECKED	CHECKED	APPROVED	FILE No.	FIT-USE01-054
				REF' DWG	

G1 GEO YOUNG