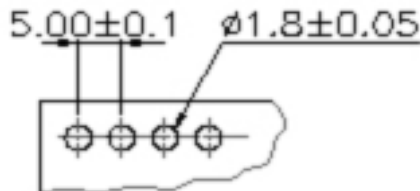
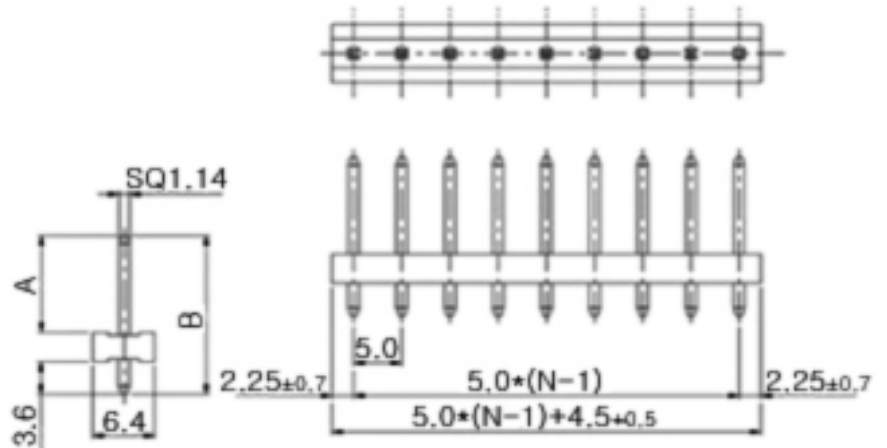



PH 055 (STRAIGHT PIN HEADER)



P.C.B. HOLDER

* N = Number of Contact (mm)

PART NO.	A	B
PH 055-175-(N)	10.7	17.5

No.	DESCRIPTION	MATERIAL	Q'ty	TREATMENT	REMARKs
ITEM NAME		DRAW NAME		SCALE	1 / 1
MODEL		DRAW No.		DATE	
DESIGNED	CHECKED	CHECKED	APPROVED	FILE No.	G1 GEO YOUNG
				REF* DWG	