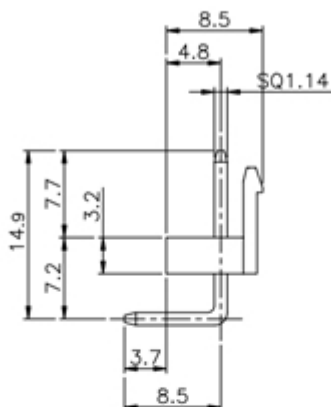
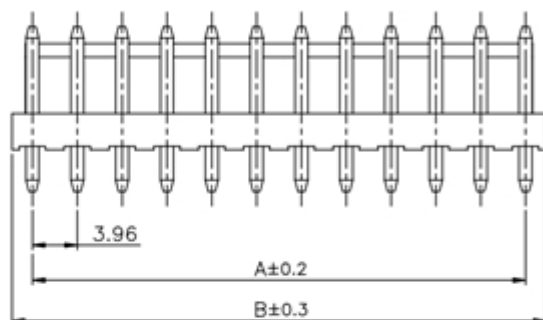
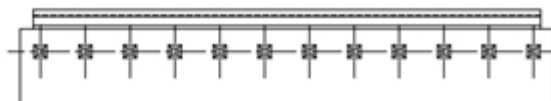
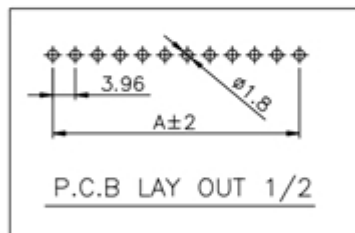


REV No.	REVISION NOTE	DATE	DESIGNED	CHECKED	CHECKED	APPROVED
△						



THIS DRAWING CONTAINS CONFIDENTIAL INFORMATION PROPRIETARY TO GEO YOUNG. IT MUST NOT BE REPRODUCED OR DISCLOSED TO OTHERS OR USED IN ANY FORM OR BY ANY MEANS WITHOUT THE WRITTEN PERMISSION OF GEO YOUNG.



USER SPEC	ITEM NO.	A	B
	GA396-02P	3.96	7.86
	GA396-03P	7.92	11.82
	GA396-04P	11.88	15.78
	GA396-05P	15.84	19.74
	GA396-06P	19.80	23.70
	GA396-07P	23.76	27.66
	GA396-08P	27.72	31.62
	GA396-09P	31.68	35.58
	GA396-10P	35.64	39.54
	GA396-11P	39.60	43.50
	GA396-12P	43.56	47.46

	PIN(1.14*22.6)	BRASS(SN)		동(Cu)2-3um, (석)Sn3-5um±0.1Um 도금		
	WAFER	NY66-UL94V				
No.	DESCRIPTION	MATERIAL	Q'ty	TREATMENT	REMARKs	
ITEM NAME	GA396-02P~12P	DWG NAME	GA396-02P~12P	SCALE	1 / 1	
MODEL	PIN HEADER	DWG No.	STD01-060	DATE	2001.04.10	
DESIGNED	CHECKED	CHECKED	APPROVED	FILE No.	FIT-STD01-060	
				REF' DWG	STANDARD	

